2021 6 18

211387 “ ”

“ ” “ ” “ ” “

” “ ”

“ ”

“ ”

A

1

[2020]1086

[2020]79

A 4,010 2020 7 10

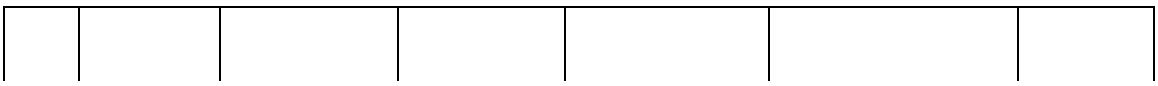

1 [202

” 2 “ 2 ”

“

2018 1 1 1

“ [2020] 021 ”

”

“

” “

1 2

3

”

“

”

1		2003.09.30	100%		
2		2006.10.30	100%		
3		2009.01.19	100%		
4		2011.03.14	100%		
5		2015.07.27	100%		
6		2016.05.24	100%		
7		2021.01.20	51% 49%		

2

.

3

1

	80%[ ] 10% 5% 5%

95%

3% 2%

2

	100%

2018					
	76.63	-	-	76.63	-
	2.38	-	-	2.38	-

2018

2020 6

2021 4 9

5

1

2021 4 9

2

	2,069.49	4,529.71	7,240.12
	5,204.67	1,650.00	3,052.30
	-	1,766.35	4,893.75
	28,301.97	**17,028.66**	**19,103.57**
	66.20%	**-10.86%**	**-**
	910.28	**1,336.01**	**890.98**
	-31.87%	**49.95%**	**-**

19,103.57 17,028.66

28,301.97 890.98

1,336.01 910.28

2020

2020

2019 7.16% 4.57% 2019 258.27 236.30

				%			

				%			
= -			-	-	-	6.40	-

				%			
			2,000.00	4.35	34.00	8.10	2,000.00
			1,000.00	4.86	148.00	19.71	1,000.00
			462.18	6.09	316.00	24.37	-
			362.26	6.09	304.00	18.37	-

2019 7.16% 2018 217.98

2019 258.27 2019 2020

2019 2018

1,345.76 1,572.63 2019 2018 15.05%

3 2018

%

5 **4893.75** **1766.35** **0**

2020 12 31

708 **408**

300 **2020**

1

2018 8 20 **IFELC18G02A58N-L-01**

36 **1**

2

2020 12 31

408

”

“ ”

“ ”

“ ” “ ”

“

” “ ”

	IFELC17D02 QR05-L-01	IFELC17D02 TVVE-L-01	IFELC18G02 A58N-L-01
	2017-05-25	2017-06-29	2018-08-20
	36	36	36

7,000.00 3,000.00

		-	**344.60**	**2,147.81**
2020		-	345.00	2,439.60
		-	0.40	291.79
	—	-	-	-
		-	-	-
2020		**-**	**-**	**-**
		-	-	1,824.33
		-	-	57.98
		-	**-**	**1,766.35**

-

6 **2020 6**

1

2 36

2021 2 Ä

	7	2.025%	2021 4 19	2021 6 21	3,000.00

2021 5 31

2020 11 19 2,000

2021 502C3079 EC /P <</M

2021 5 31

2021 5 31 ㅅ

2021 5 31 1,366.77

	2021 5 31
	466.52
	900.25
	1,366.77

2021 5 31

2020 2,000 2020

2.18%

2020 6

2021 5 31 Š

.CR

2

3

39.75% **58.78%**

7

39.75% 2020 58.78%

1

2

3

4

2021 5 31

1 2021 5 31

2 2021 5 31

3

7

[2007]500

[2007]500

“

2020 12

31 ”

2021 2 9

“ ”

2021 2 9

[2007]500

“

”

“

”

2021 2 9

[2007]500

[2007]500

“ ”

68.42%

92.24% 10%

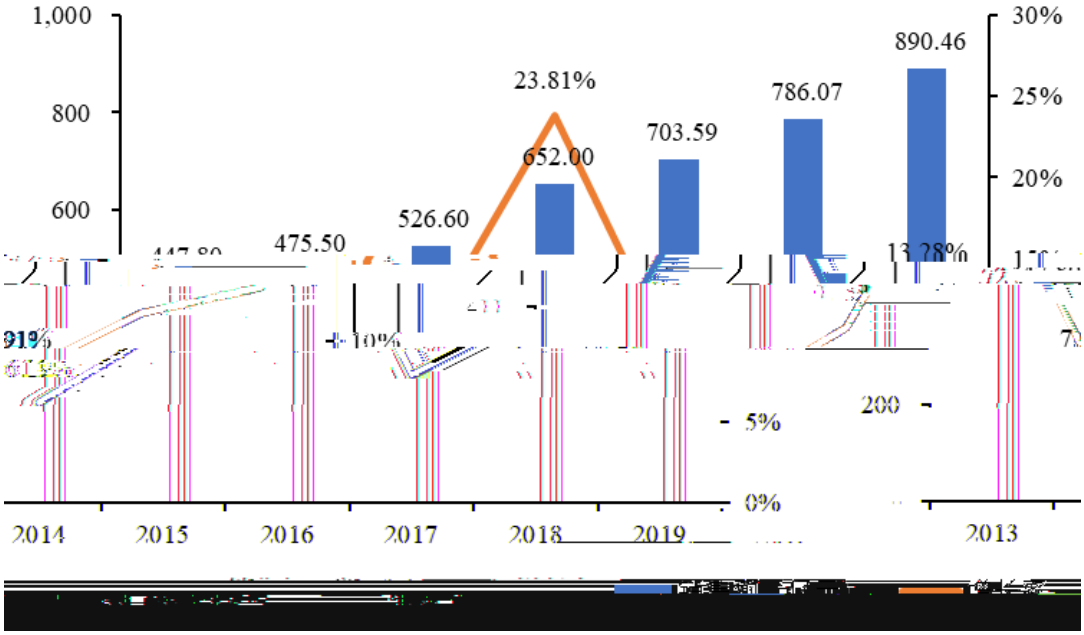

B

50% 2008

5

10

2009

C

	2020		2019	
	40,000.00	67.56%	40,000.00	77.56%
	120,000.00	32.74%	120,000.00	48.61%
	9,600.00	-	9,600.00	-

6

2019 2020

D 2020

4.25% 13.63% 2020

	2020		2019		2018	
	94,000.00	83.13%	94,000.00	87.38%	87,000.00	80.45%
	169,600.00	39.10%	169,600.00	52.73%	174,000.00	56.49%
	115,000.00	68.42%	115,000.00	57.32%	100,360.00	73.22%

9

9

9

1

1

90%

2016

3,500 60 1.7%

6,000 10 2017

17.1

2,650 1.55% 400

2019

2

2020 83.13%

71.76% 2017 2020

21.05% 2013

2019 10.32% 10%

2-3

2020 68.42%

92.24% 10%

50% 2008

5

10

2009

2012

2021

	2020		2019	
	40,000.00	67.56%	40,000.00	77.56%
	120,000.00	32.74%	120,000.00	48.61%
	9,600.00	-	9,600.00	-

6

	2020		2019		2018	
	94,000.00	83.13%	94,000.00			

9

1

30 2020 7 2022 12

	2020				2021								2022					
	7	9	10	12	1	3	4	6	7	9	10	12	1	3	4	6	7	9	10	12

1.1-1-3		-	50.00	-	-	50.00
1.1-3		-	32.07	22.76	-	54.83
1.1-4		-	20.35	21.28	-	41.63
1.1-5		-	-	23.34		

110-4-1		-	-	-	-	-
110-4-1		-	261.03	272.84	-	533.87

1.4-5

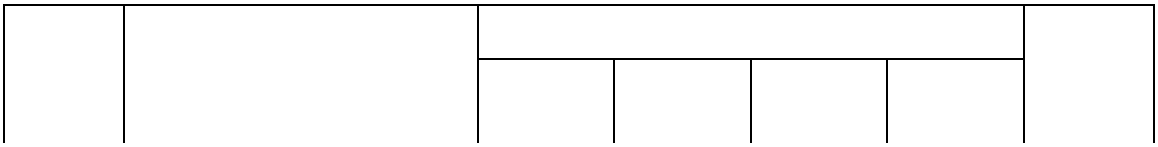

1.8-3

3		-	-	-	-	-
4		-	-	-	840.95	840.95
4.1		-	-	-	807.70	807.70
4.2		-	-	-	10.00	10.00
4.3		-	-	-	6.78	6.78
4.5		-	-	-	6.46	6.46

	7 9	10 12	1 3	4 6	7 9	10 12	1 3	4 6	7 9	10 12	

		12,448.70	7,228.56	4,039.96	6,012.77	29,713.60
( )		12,448.70	7,228.56	4,039.96	-	23,717.21
1.1		3,802.15	727.89	862.73	-	5,392.78
1.1-1		3,802.15	50.00	-	-	3,852.15
1.1-1-1		3,106.12	-	-	-	3,106.12
1.1-1-2		696.03	-	-	-	696.03
1.1-1-3		-	50.00	-	-	50.00
1.1-3		-	271.45	192.63	-	464.08
1.1-4		-	267.97	280.10	-	548.07
1.1-5		-	80.00	246.90	-	326.90
1.1-7		-	58.47	143.10	-	201.56
1.2		3,891.67	1,787.32	1,202.68	-	6,881.67

1.2-1

1.4-1		120.00	-	-	-	120.00
1.4-2		-	130.00	25.00	-	155.00
1.5		9.43	30.00	6.50	-	45.93
1.5-1		9.43	-		-	9.43
1.5-2		-	30.00	5.00	-	35.00
1.5-3		-	-	1.50	-	1.50
1.6		-	3,000.00	450.00	-	3,450.00
1.7		-	600.00	-	-	600.00
1.8		61.00	-	305.00	-	366.00
1.8-1		61.00				61.00
1.8-3		-	-	83.56	-	83.56
1.8-4		-				

2.8		-	-	-	9.76	9.76
2.9		-	-	-	33.02	33.02
2.10		-	-	-		

1

2

3 A

4

1

2

（本页无正文，为《关于海南葫芦娃药业集团股份有限公司非公开发行股票申请文件的反馈意见>的回复》之签章页）

海南葫芦娃药业集团股份有限公司

2021 年 月 日

<
>

关于本次反馈意见回复报告的声明

……股份有限……

……就本次反馈意见回复报告郑重声明如下……

保荐机构董事长签名：

王常青

中信建投证券股份有限公司